



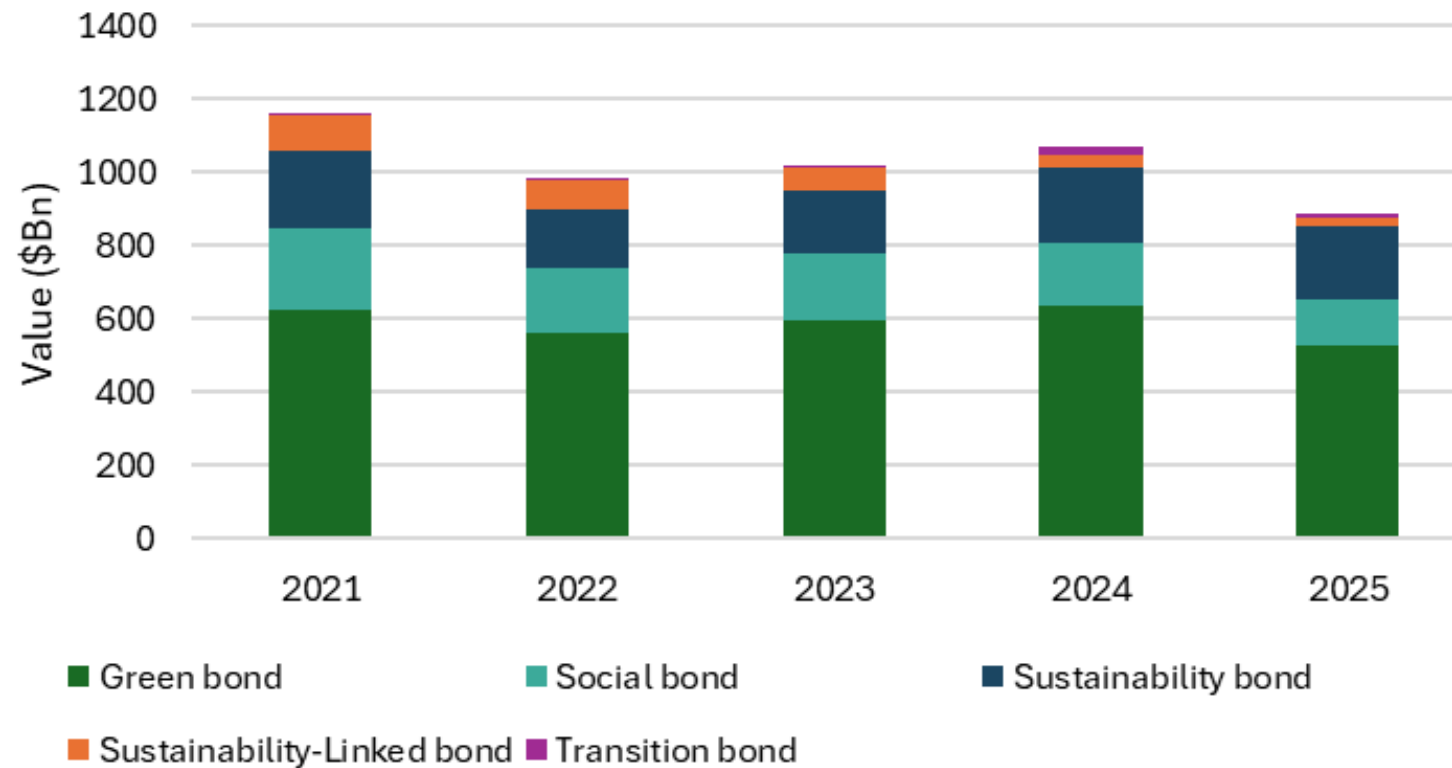
Sustainable Bond Roundup: FY2025

2025 Sustainable bond issuance by label

Labels	Value (\$Bn)
Green bond	525
Social bond	131
Sustainability bond	198
Sustainability-Linked bond	24
Transition bond	9
Total	887

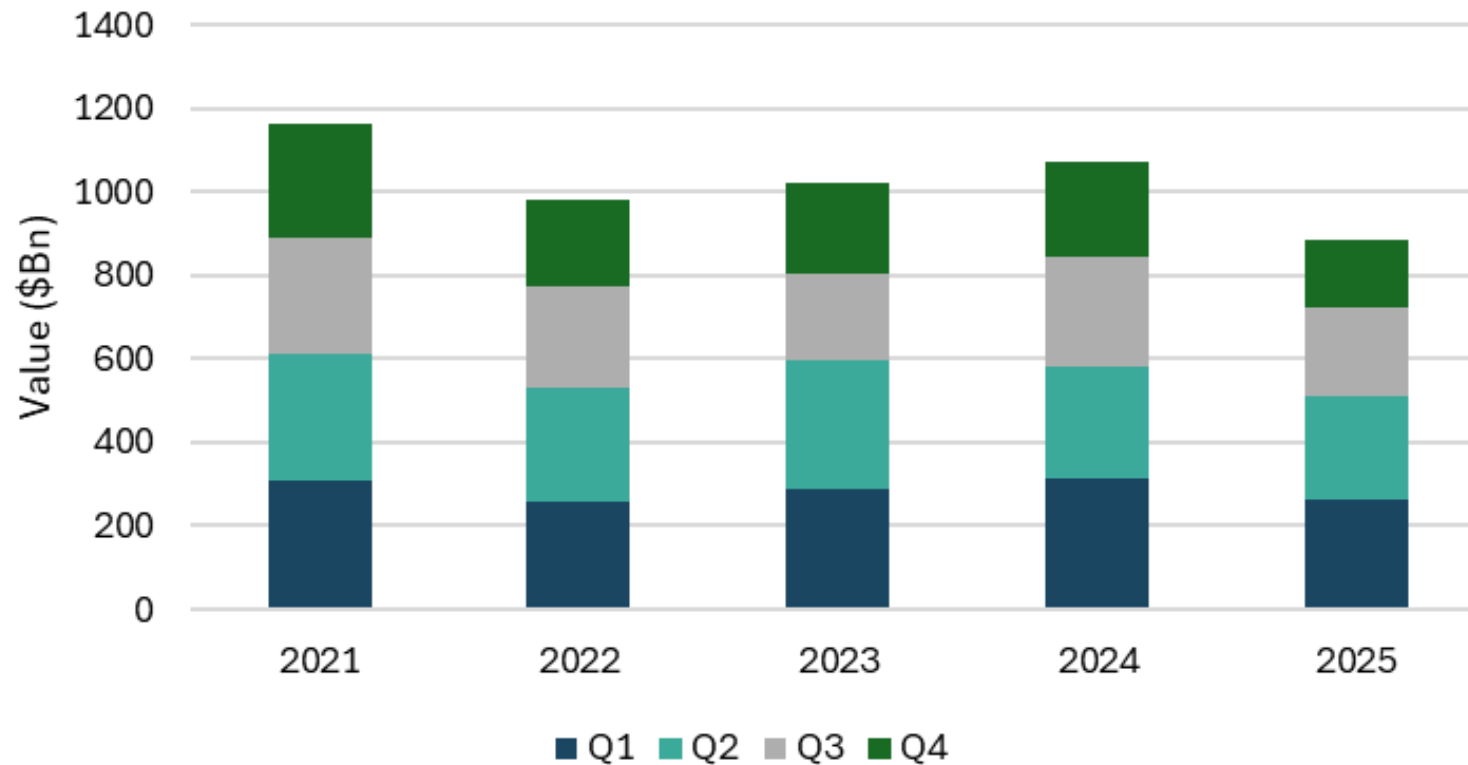
Source: Environmental Finance Data (efdata.org)

Annual issuance of sustainable bonds



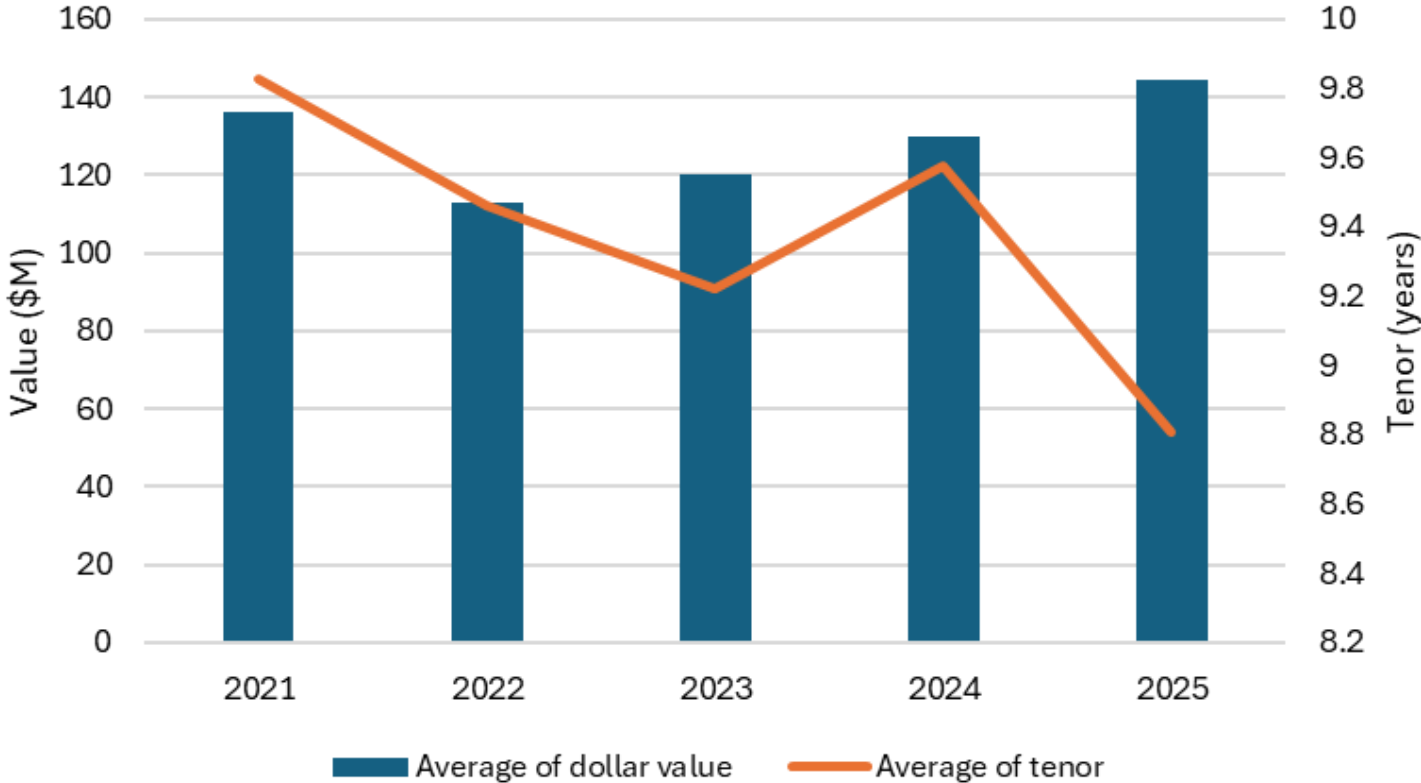
Source: Environmental Finance Data (efdata.org)

Quarterly issuance of sustainable bonds



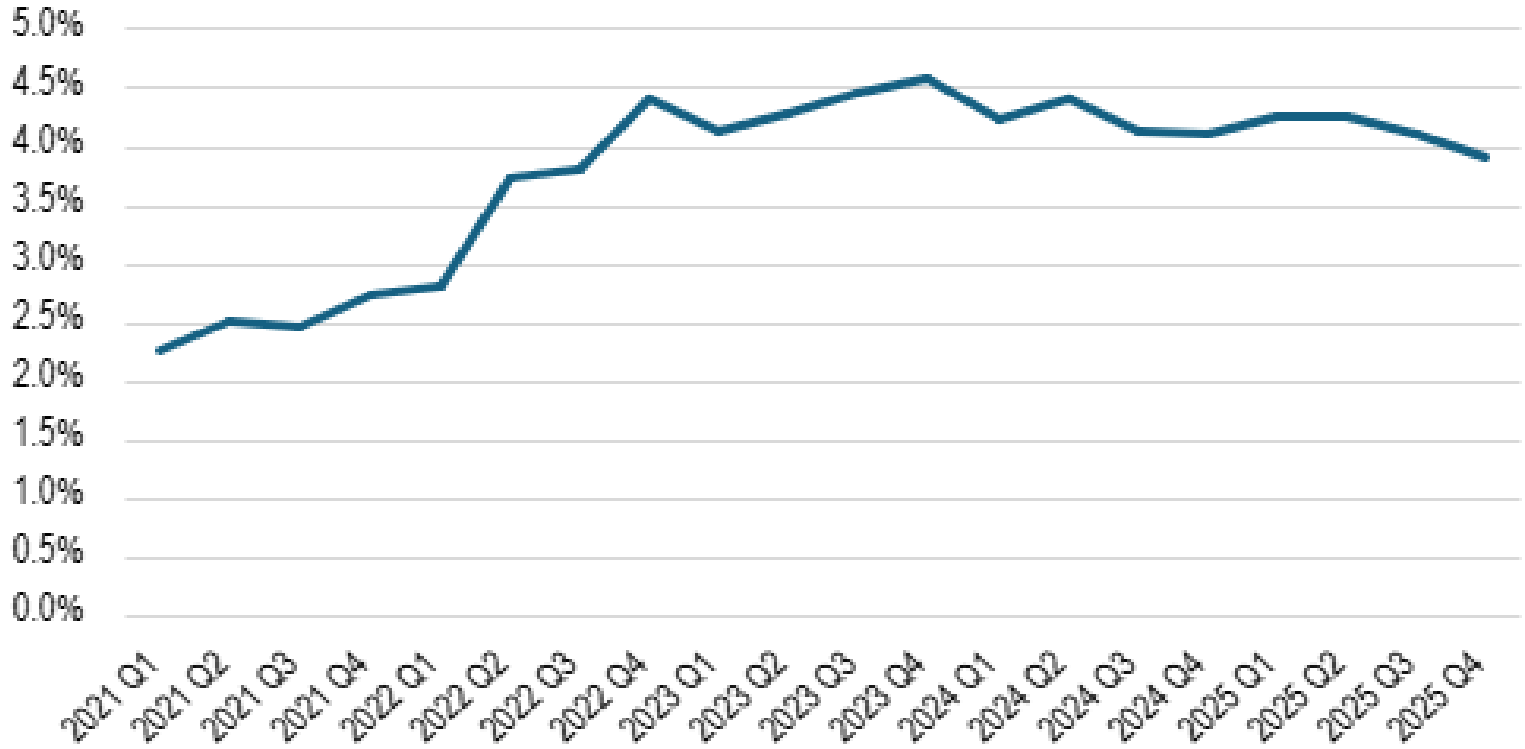
Source: Environmental Finance Data (efdata.org)

Average value vs tenor of sustainable bonds



Source: Environmental Finance Data (efdata.org)

Quarterly breakdown of average coupons

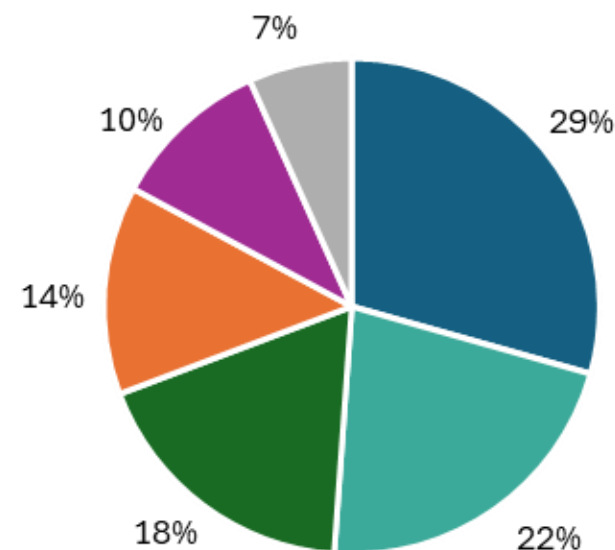


Source: Environmental Finance Data (efdata.org)

Share of 2025 sustainable bond issuance by issuer type

Labels	Value share
Corporate	29%
Financial Institution	22%
Supranational	18%
Agency	14%
Sovereign	10%
Municipal	7%

Breakdown of sustainable bond issuer type 2025



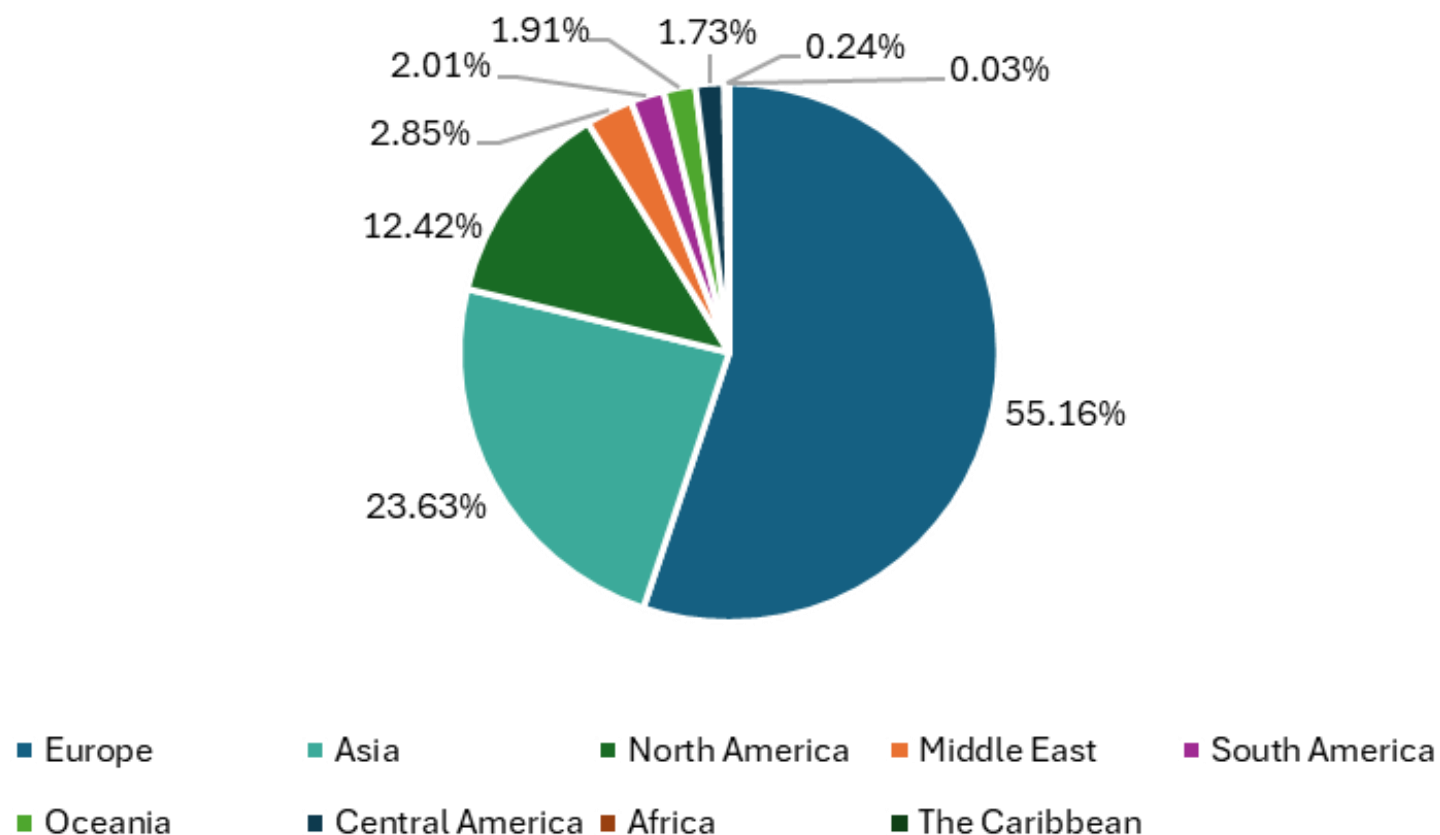
■ Corporate ■ Financial Institution ■ Supranational ■ Agency ■ Sovereign ■ Municipal

Source: Environmental Finance Data (efdata.org)

2025 Sustainable bond issuance by region

Region	Value (\$Bn)
Europe	401
Asia	172
North America	90
Middle East	21
South America	15
Oceania	14
Central America	13
Africa	2
The Caribbean	0.25

Regional sustainable bond issuance



Source: Environmental Finance Data (efdata.org)

Top 15 sustainable bond lead managers 2025

Lead Manager	Value (\$M)
Credit Agricole CIB	47,280
BNP Paribas	42,432
HSBC	39,854
Deutsche Bank	34,014
Citigroup	32,587
JP Morgan	31,179
Bank of America	27,134
Morgan Stanley	26,041
Barclays	25,656
Natixis	21,671
Goldman Sachs	20,948
ING	19,292
TD Securities	17,887
Nomura	17,343
NatWest	17,240

Source: Environmental Finance Data (efdata.org)

Top 15 largest bonds issued in 2025

Issuer	Labels	Value	Currency	Value (\$M)	Country	Issuer Types
IBRD	Sustainability bond	6000	USD	6000	Supranationals	Supranational
IBRD	Sustainability bond	6000	USD	6000	Supranationals	Supranational
European Investment Bank	Green bond	5000	EUR	5884	Supranationals	Supranational
European Investment Bank	Green bond	5000	EUR	5708	Supranationals	Supranational
Republic of Italy	Green bond	5000	EUR	5698	Italy	Sovereign
Republic of France	Green bond	5000	EUR	5688	France	Sovereign
Republic of Italy	Green bond	5000	EUR	5191	Italy	Sovereign
European Investment Bank	Green bond	5000	EUR	5191	Supranationals	Supranational
European Union	Green bond	5000	EUR	5156	Supranationals	Supranational
IBRD	Sustainability bond	5000	USD	5000	Supranationals	Supranational
IBRD	Sustainability bond	5000	USD	5000	Supranationals	Supranational
IBRD	Sustainability bond	5000	USD	5000	Supranationals	Supranational
KfW	Green bond	4000	EUR	4466	Germany	Agency
Inter American Development Bank	Sustainability bond	4250	USD	4250	Supranationals	Supranational
European Investment Bank	Green bond	4000	EUR	4180	Supranationals	Supranational

Source: Environmental Finance Data (efdata.org)

MORE DATA



24,000+
bonds

50,000+
bond tranches

3,700+
issuers

1,000+
lead managers

4,800+
green and sustainability-linked
loans

* More data added daily – (figures correct January 2025)

MORE GRANULARITY



40+
data points

600+
sub data points

Interactive search
criteria including:
issuer, lead manager,
label, standards,
currency, country,
use of proceed, KPI,
SDG, issuer type,
sector, SBTi alignment,
and asset class

MORE FUNCTIONS



- Allocation and impact data added
- Searchable resource library containing over **25,500+** documents including impact reports, frameworks, final terms and second-party opinions
- API data feed directly into your systems
- Customisable excel data export

MORE FEATURES



- **News tab**
Environmental Finance's award winning journalism on the sustainable bond market available through the database
- **Analysis tab**
Monthly analytical reports and quarterly webinars providing market deep dives and insights
- **Dedicated lender and borrower tabs for loans**
Fully filterable and searchable to create your own league tables

To request a demo, please contact us at subs@efdata.org